

Powtoon Animation task sheet

Your task is to create your own animation using the Web application Powtoon.

This animation must contain references to cyberbullying and/or cyber safety.

The animation should:

- offer solutions or appropriate action to take in a cyberbullying circumstance.
- be interesting
- have believable characters and situations
- exploit the capabilities of the Powtoon program's ability to animate
- not contain age inappropriate content.
- Be easy to understand
- Convey appropriate mood/s

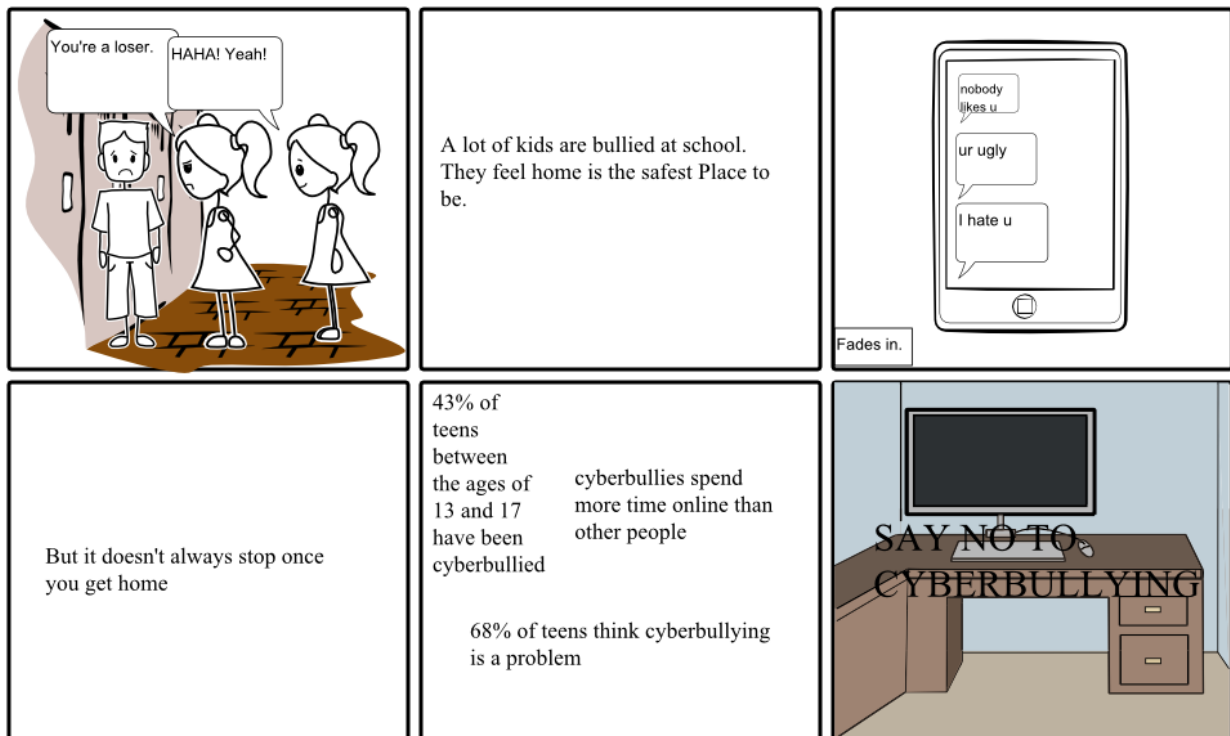
Steps:

Use the story mapping handout provided to assist you to plan your animation. A story boarding handout is also available upon request.

Refer to the instructions found on the public drive (PDF right click open with Adobe) on how to use the program.

Examples of Storyboarding:

Note these are not the animation, merely the planning



Create your own at StoryboardThat.com

STORYBOARDER: Jo Jo
2010 TEMPLATE DESIGN: J. BURTON


DATE: 5/4/13

STORY TITLE: SHRUNK 2

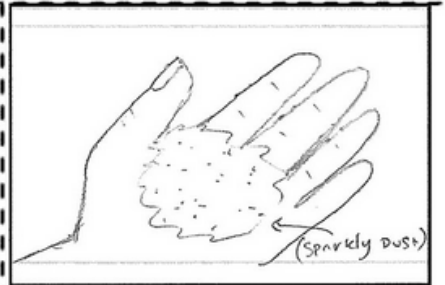
SCENE JACOB GETS BIT BY THE SNAKE




DIALOGUE: "I'm BIG J, solver of problems. try me!"




(Snake slithers around while the cockatoo flies over its head.)




VOICE-OVER: (Tom) "Dust made it grow - so could it make it shrink?"



(Live action shot of Eric's dust ball hitting the snake)



DIALOGUE: (Jacob) "Here Snakey Snakey!"
(Tom) "No don't"



Snake bites Jacob through the scatter pillows & his hands turn into flames